

FIAPAC

International Federation of Professional Abortion and Contraception Associates

Do As We Say, Not As We Do ***Experiences of Unprotected*** ***Intercourse Among SFP Fellows***

Abigail R.A. Aiken, MD, MPH, PhD

James Trussell, PhD

Office of Population Research, Princeton University



Disclosures

- No conflicts of interest or disclosures

Acknowledgements

Survey Design: Chang Chung, Lauren Bruce, Ward Cates, Susan Higginbotham, Jeanne MARRAZZO and Nicole Smith

Study Objectives

- Document Society of Family Planning fellows' experiences with four main types of unprotected intercourse both ever and in the past year:
 1. Vaginal intercourse using no method of contraception when not intending pregnancy (**Risk of unintended pregnancy**)
 2. Vaginal, anal, or oral intercourse using no method of protection when self STI-free and partner's STI status unknown (**Potential risk of STI to self**)
 3. Vaginal, anal, or oral intercourse using no method of protection when own STI status unknown and partner STI-free (**Potential risk of STI to partner**)
 4. Vaginal, anal, or oral intercourse using no method of protection when self STI-free and partner known to have an STI (**Known risk of STI to self**)

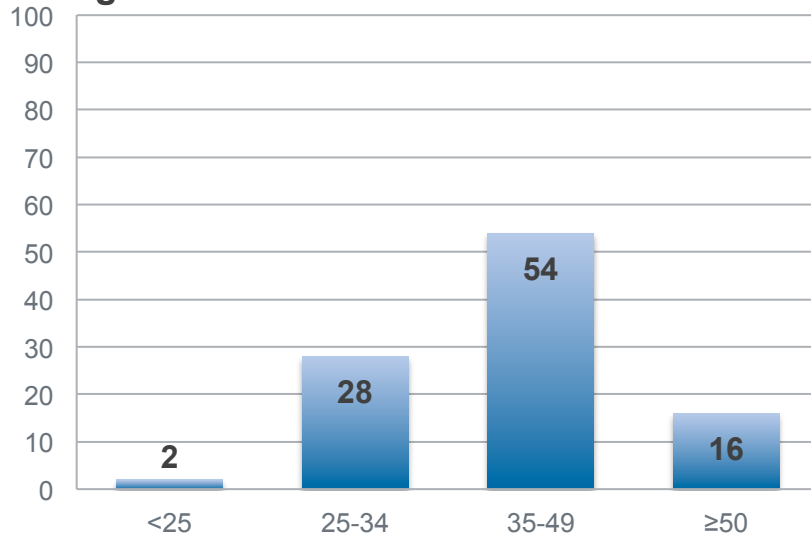
Methods

- Email invitation sent to all current Society of Family Planning fellows (n=477)
- Anonymous 5-10 minute online survey designed and administered using Qualtrics survey software
- Asked questions about lifetime and past year incidence of different types of unprotected intercourse including circumstances, number of times and age at first time. Basic demographics also collected
- Responses obtained from 73% of fellows (347/477). Of these, 6 declined to participate and 1 declined to answer any of the questions. Overall response rate = 70% (340/477)

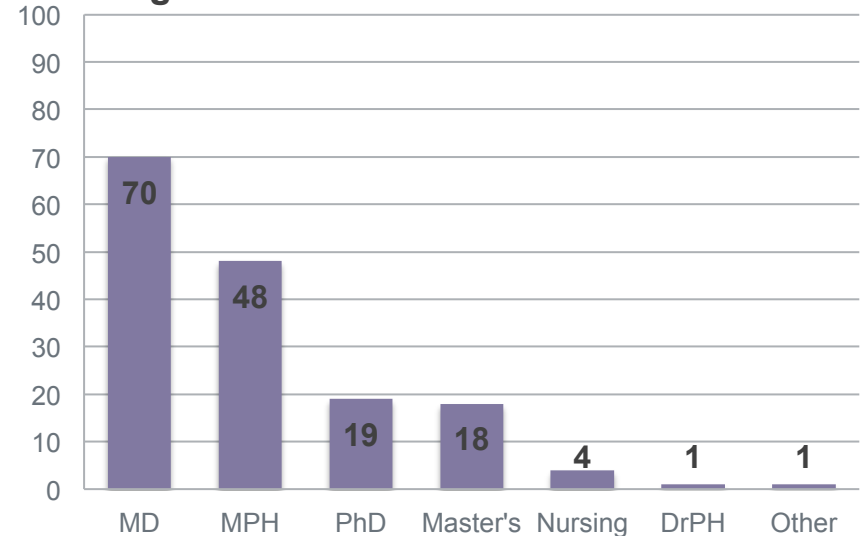
Participant Characteristics

- 89% Female, 10% Male, 1% Gender Queer
- 89% Heterosexual, 5% Gay or Lesbian, 5% Bisexual, 1% Other
- 80% White, 7% Asian American, 5% Latina, 5% South Asian, 4% African American, 1% Native American, 2% Other

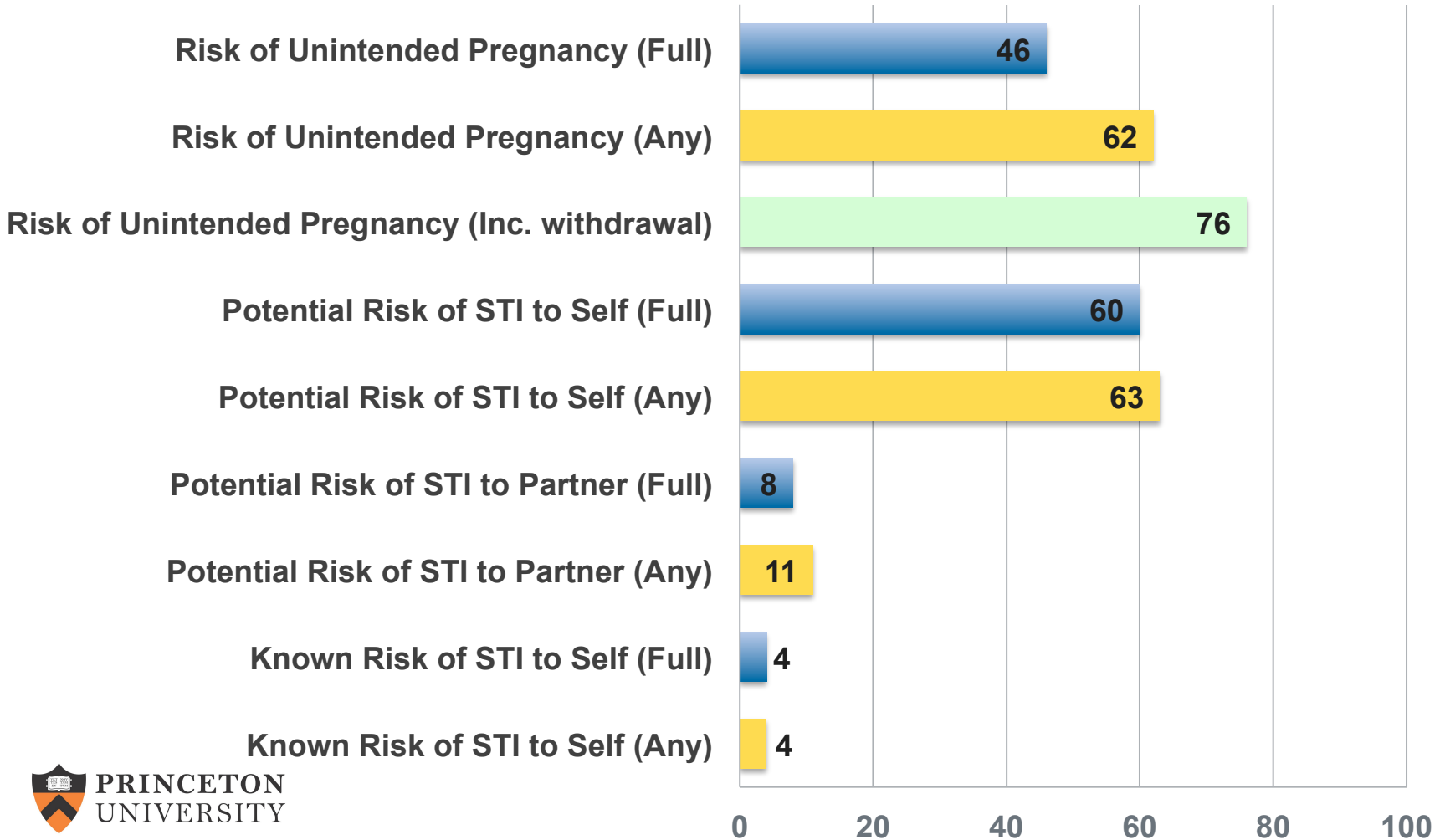
Age distribution




Degrees held



Results: Percentage of SFP Fellows Ever Experiencing Different Types of Unprotected Intercourse (n=340)



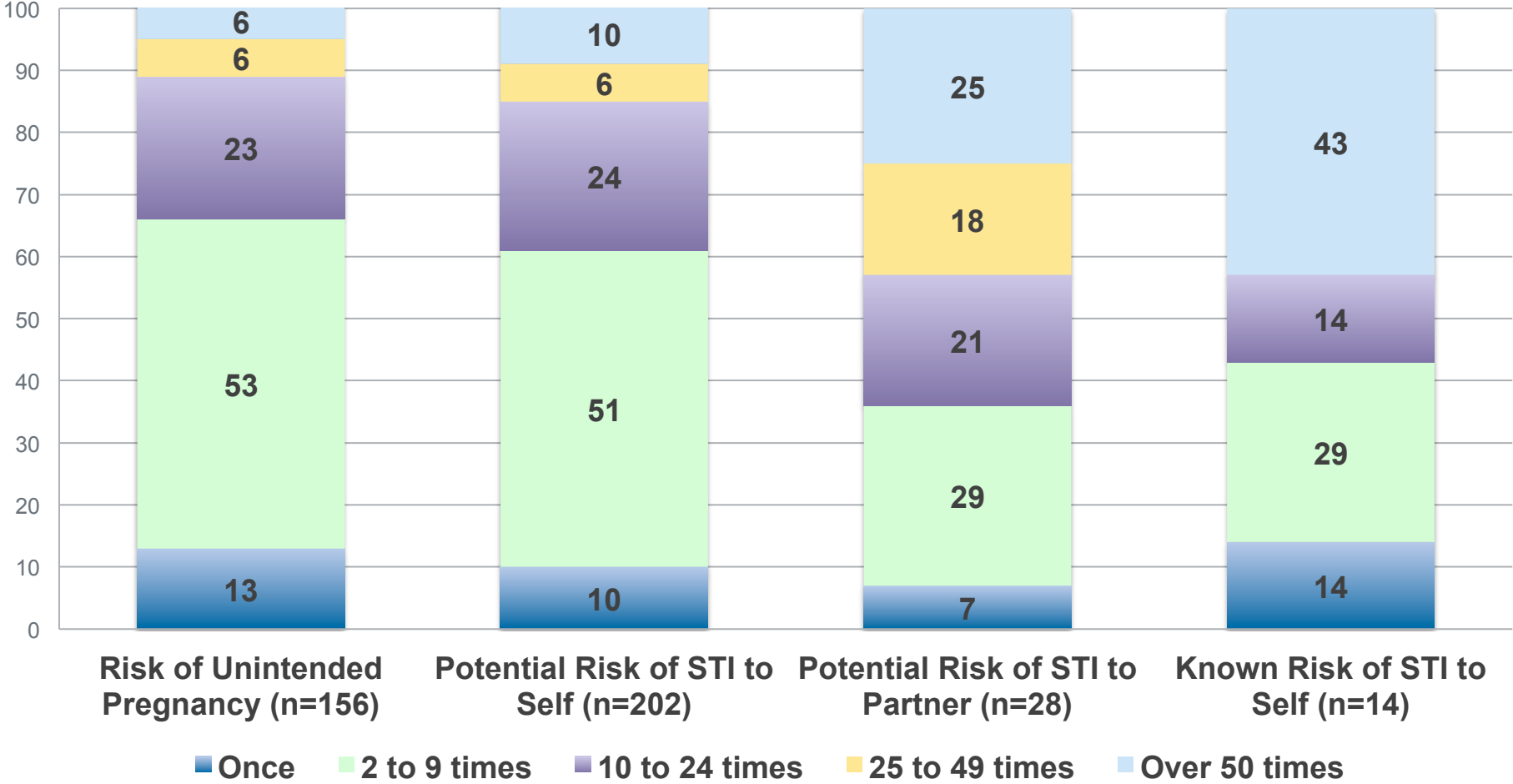
Results: Percentage of SFP Fellows Experiencing Different Types of Unprotected Intercourse in the Past Year (n=340)



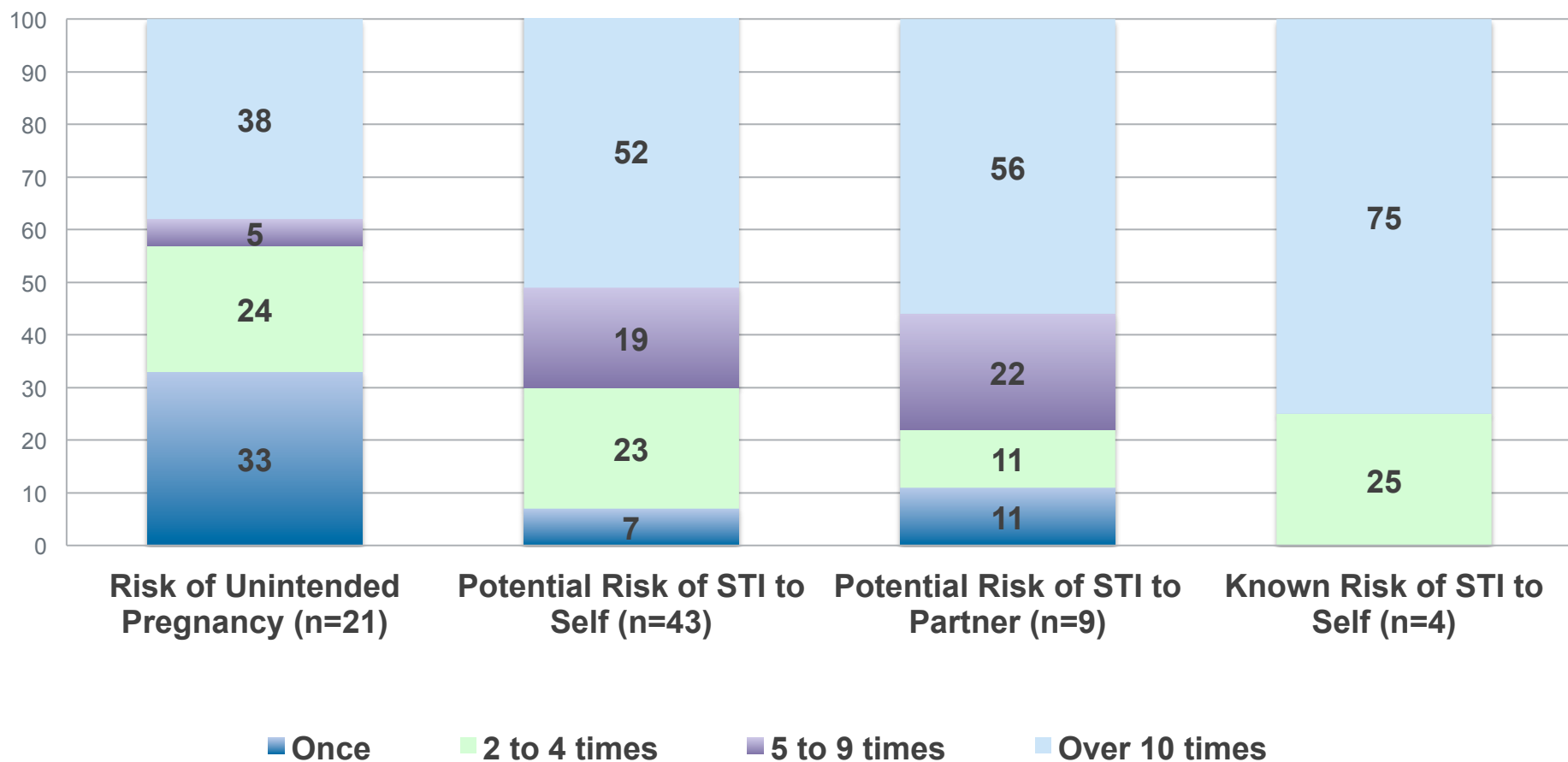
Results: Age at First Time

	Mean	Mode	Range
Risk of Unintended Pregnancy	21	18	14-47
Potential Risk of STI to Self	21	19	14-40
Potential Risk of STI to Partner	23	25	14-33
Known Risk of STI to Self	27	25	18-45

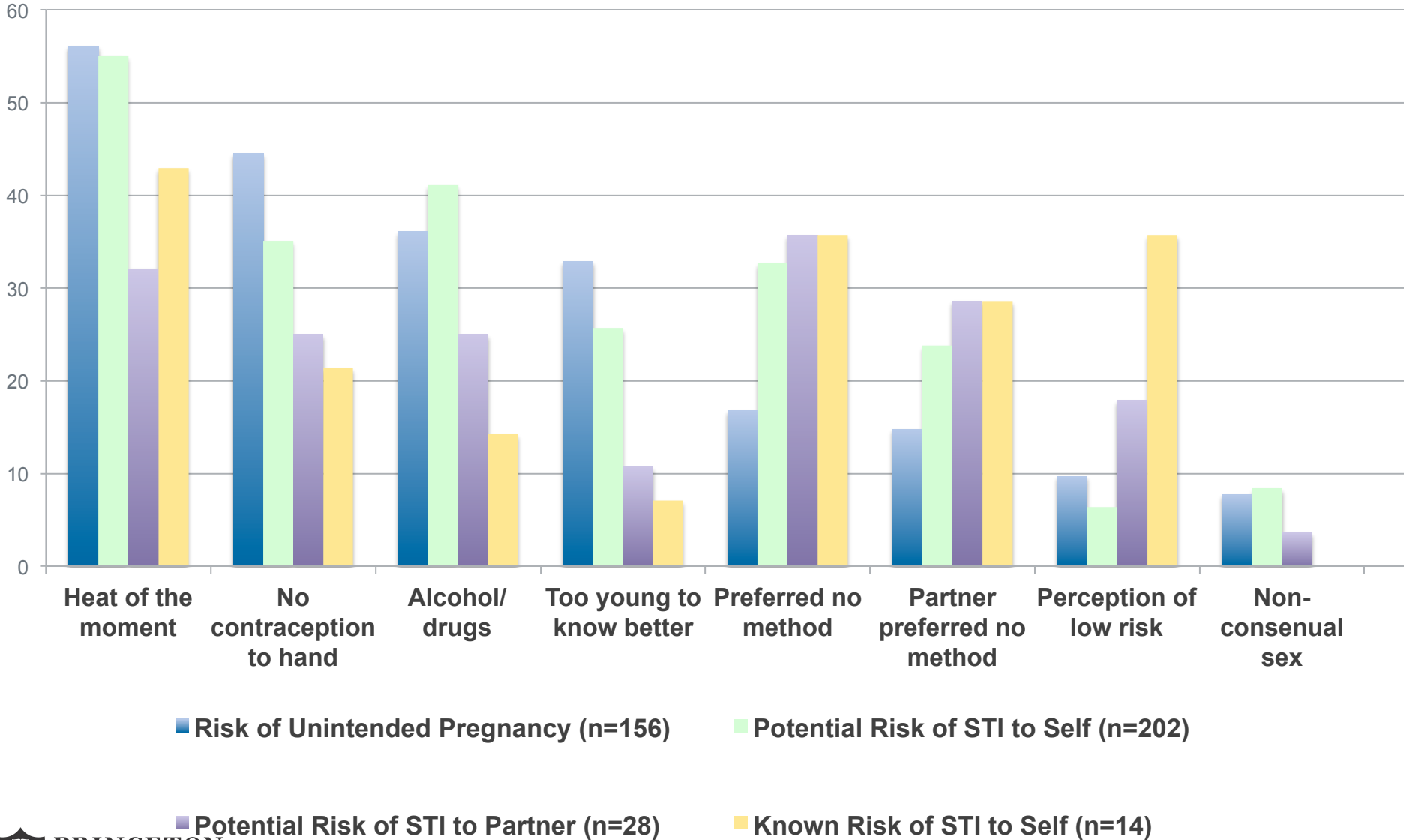
Results: Percentage of SFP Fellows in Each Lifetime Frequency Category for Each Type of Unprotected Intercourse



Results: Percentage of SFP Fellows in Each Past-Year Frequency Category for Each Type of Unprotected Intercourse



Results: Circumstances of Lifetime Unprotected Intercourse



Conclusions

- Ever having taken a risk with respect to pregnancy and STIs is common among SFP fellows
- However, risk taking in the past year is uncommon (but not zero)
- Most common reasons include getting swept away in the heat of the moment, alcohol and drugs, not having any contraception around, and personal preference
- Measurement of unprotected intercourse is not straightforward
- We are more like our patients/study populations than we think... 😊